

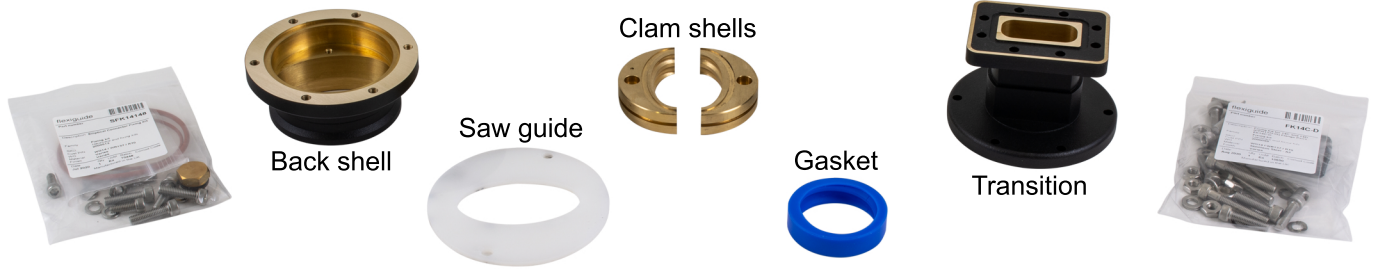
flexiguide

Elliptical Waveguide Connector

Revision 1


Installation instructions

www.flexiguide.com




1

Trim jacket back by 44mm.



2

Apply back shell and gasket. If required, apply a sealant suitable for silicone rubber to the gasket.




3

Attach clam shells with o-ring.




4

Twist gasket to move close to clam shells.



5

Slide back-shell over other components and tighten the bolts.




6

Attach saw guide and cut waveguide with a hacksaw.



7

De-burr edge with a file.




8

Brush away swarf whilst angling the waveguide down to ensure particles fall out.



9

Snip protruding core at 3mm intervals



10

Slits must not extend beyond bent edge of waveguide.



flexiguide

Elliptical Waveguide Connector

Revision 1

Installation instructions

www.flexiguide.com

11

Bend tabs over with a hammer.



12

Add o-ring. If required, apply a sealant suitable for silicone rubber to the o-ring surface.




13

Attach transition and tighten the screws in a cross pattern to apply even force.



14

Ensure the gap is uniform.



15

If required, connect the blanking plug.




More information


It is the installers responsibility to ensure adequate steps are taken to make the fitting of the connector watertight/airtight should this be a requirement of the system installation. This might include, but not limited to, the use of sealants, self-amalgamating tape and heat shrink tubing.

Other Flexiguide products

Pressure inlets




Pressure windows



Coax adapters



Super twists



For more products and information visit our website or give us a call - contact information below.

Notice: Flexiguide disclaims any liability or responsibility for the results or improper or unsafe installation, inspection, maintenance, or removal practices.

Telephone: +44 (0)1803 527011
Email: info@flexiguide.com
Web: www.flexiguide.com

Flexiguide Limited
Unit 9, Rodgers Industrial Estate
Yalberton Road, Paignton
United Kingdom, TQ4 7QG

Copyright © 2020
Flexiguide Limited